



HENRY JULLIEN

MAISON LUNETIERE
DEPUIS 1921





Un savoir-faire unique depuis 1921

Depuis 100 ans, Maison Henry Jullien conçoit et manufacture des lunettes haut de gamme pour hommes et femmes.

Nos maîtres artisans conjuguent au quotidien :

- savoir-faire et passion, dans la plus pure tradition lunetière française,
- une fabrication artisanale.

La manufacture est certifiée par le label EPV "Entreprise du Patrimoine Vivant" pour son savoir-faire artisanal et sa fabrication française.



A unique know-how since 1921

For 100 years, Maison Henry Jullien has been designing and producing by hands high-end eyeglasses for men and women.

Everyday, our master craftsmen provide :

- *know-how and passion, in the purest French eyewear tradition,*
- *handcraft manufacturing.*

The manufacture has been certified for the excellence in French craftsmanship by the EPV label which means "Entreprise du Patrimoine Vivant".



DOUBLE OR, Exclusive advanced 25 μ Gold fusion



Entre Art et Technique

Le doublé or Laminé

Depuis près d'un siècle, Maison Henry Jullien demeure plus que jamais fidèle à la tradition de fabrication sur laquelle se sont fondés son identité, sa renommée internationale et son succès : le doublé or.

Premier et unique fabricant mondial de montures en doublé or, Maison Henry Jullien reste la seule entreprise qui utilise ce procédé aussi noble que difficile à mettre en œuvre.

Henry Jullien peut se prévaloir aujourd'hui d'un savoir faire unique, à mi-chemin entre art et technique pour créer des montures d'exception, avec la perfection comme seul objectif.

Le procédé utilisé date du milieu du XIX^e siècle et n'a, pour ainsi dire, jamais été égalé. Il continue aujourd'hui d'être mis au service de la création des modèles de la collection Henry Jullien, auxquels la présence d'or pur confère une brillance, un éclat et une beauté sans pareils.

For more than a century, Maison Henry Jullien has been loyal to the manufacturing tradition on which was built its identity, its international reputation and its succes : gold-filled.

The one and only manufacturer of gold-filled frames in the world, Maison Henry Jullien is the only European company who uses this process which is as noble as it is intricate.

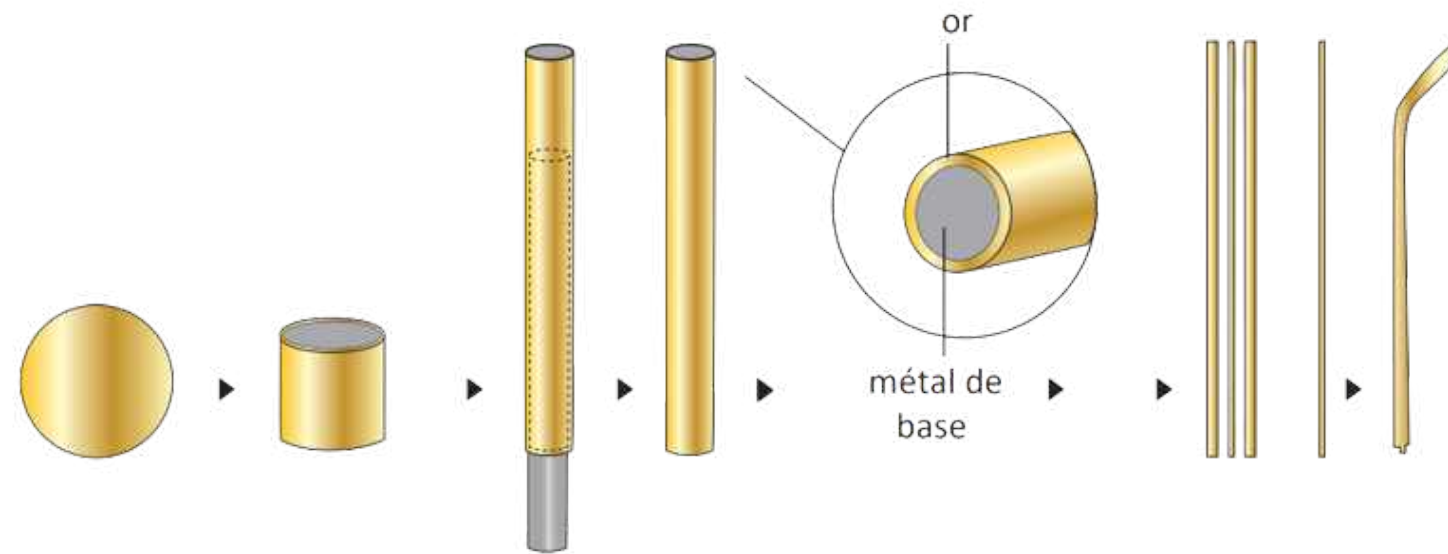
Combining both art and technique, Maison Henry Jullien is proud of its unparalleled craftsmanship, creating exceptional frames with perfection as only goal.

The gold-filled process has been invented at the beginning of the 19th century, and has really never been equaled. It is still used today in the design of the prestigious Henry Jullien collection, in which the presence of pure gold gives unique impact and sparkle.



Entre Art et Technique

Le doublé or Laminé



Au départ de la fabrication, on trouve un alliage d'or minutieusement dosé, qui est laminé puis découpé pour obtenir un disque.

Le disque d'or estampé, puis étiré, se transforme en un tube sans joint dans lequel on introduit un cylindre massif de l'alliage qui constitue le métal de base.

Le tout est soudé à haute température et sous forte pression, ce qui provoque la fusion du métal de base au contact de l'alliage d'or, et engendre la formation d'un nouveau matériau homogène : le doublé or.

L'ensemble indissolublement lié est ensuite laminé puis tréfilé pour obtenir des fils cylindriques de quelques millimètres de diamètre, qui donnent naissance, après **279 opérations** extrêmement délicates, à de véritables montures de légende.

Le doublé or laminé offre toutes les garanties ;

- **Protection contre l'oxydation** : due à la transpiration ou aux éléments extérieurs agressifs (sel, fumée, ultraviolets...).
- **Protection contre les allergies** : l'or est le matériau hypoallergénique par excellence.
- **Garantie de longévité** : réparti de façon homogène sur toute la lunette, l'or ne peut pas se séparer de son support.
- **Garantie de solidité** : les alliages utilisés sous la couche d'or sont de grande qualité et on peut, en cas de bris, ressouder la monture sans altérer la couche d'or.

The process starts with a very carefully measured gold alloy being rolled, then cut into a disk.

The gold disk is stamped, then laminated to obtain a seamless tube which is filled the alloy metal base.

The assembly is welded at high temperature and high pressure. The metal base is fused with the gold, creating a new homogeneous material : gold filled.

This inextricably linked gold filled is then rolled and laminated into cylindrical wires of several millimeters diameter. Each legendary Henry Jullien frames requires no less than 279 extremely delicate operations.

Gold filled offers the following benefits :

- *Oxidization resistance due to perspiration or other aggressive external elements (salt, smoke, UV...).*
- *Hypoallergenic : gold is THE BEST hypoallergenic material.*
- *Durability : spread seamlessly all over the frame, gold cannot be separated from its base.*
- *Strength : in case of breakage, the high quality alloys used under the gold layer allow to restore and refurbish the frame.*



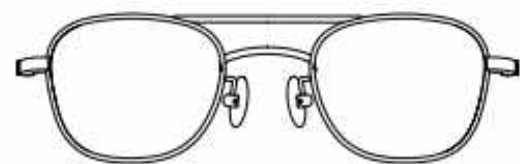
- Auteuil
- Cap Ferret
- Cézanne
- Châteaux:
Amboise/Angers/Azay/Chambord
Chaumont/Chenonceau/Cheverny/Chinon
- Coventry
- Delco
- Insolence
- Insolence I
- Oxford
- Pacific
- Story

AUTEUIL

Double or 20/000 - Advanced 25 μ Gold fusion



LES FORMES/THE SHAPES :



AUTEUIL - S

45 | 23 | 43.6 | 37.0 | 47 | 145

AUTEUIL - L*

47 | 23 | 45.6 | 38.6 | 49 | 145

* avec déport de branche/with widened fit

LES COLORIS/THE COLORS :



C24
Double Or Ruthénium



C53
Double Or Palladium

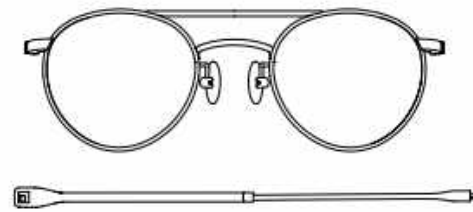


C56
Double Or

CAP FERRET

Doublé or 20/000 - Advanced 25 µ Gold fusion

LES FACES (FORMES D'OEIL)/THE RONS (EYESHAPES) :



CAP FERRET



Disponible également avec déport de branche/
also available with widened fit

LES COLORIS/THE COLORS :



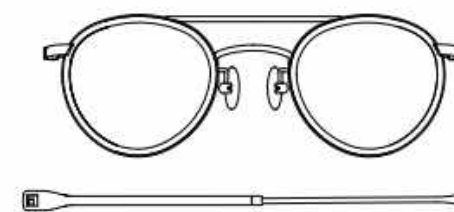
C24
Doublé Or Ruthénium



C53
Doublé Or Palladium



C56
Doublé Or




CAP FERRET - I (insert acétate)



Disponible également avec déport de branche/
also available with widened fit



C24
Doublé Or Ruthénium/Black devil P03



C53
Doublé Or Palladium/Ecaille P02



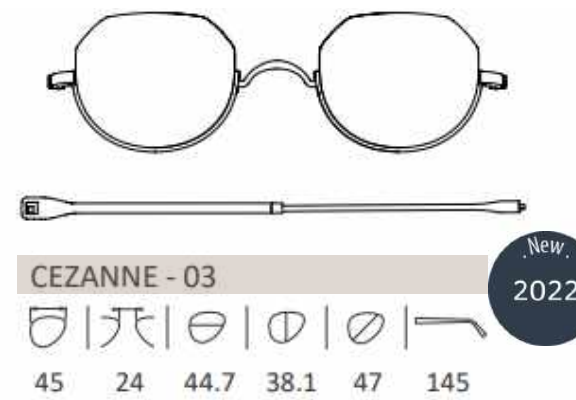
C56
Doublé Or/Corne P23

CEZANNE

Double or 20/000 - Advanced 25 µ Gold fusion



LES FACES (FORMES D'OEIL)/THE FRONTS (EYESHAPES) :



LES COLORIS/THE COLORS :



C24
Double Or Ruthénium



C53
Double Or Palladium



C56
Double Or

AMBOISE/AZAY/ANGERS/CHAMBORD



Double or 20/000 - Advanced 25 µ Gold fusion

LES FACES (FORMES D'OEIL)/THE FRONTS (EYESHAPES) :



AMBOISE



60 19 57.6 45.9 63 145



AZAY



54 17 51.7 41.8 56 145



ANGERS



55 18 52.7 39.7 61 145



CHAMBORD



57 17 54.1 41.1 62 145


LES COLORIS/THE COLORS :




C53P76
Double or Palladium/Bleu dune




C24P76
Double or Ruthénium/Bleu dune



C53P25
Double or Palladium/Ecaille claire



C56P23
Double or/Havane



C24P23
Double or Ruthénium/Havane



C53P76
Double or Palladium/Bleu dune



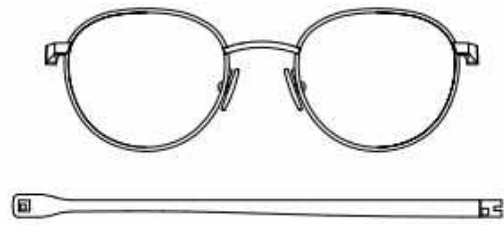
C56P02
Double or/Ecaille

CHAUMONT/CHENONCEAU/CHEVERNY/CHINON

Double or 20/000 - Advanced 25 µ Gold fusion



LES FACES (FORMES D'OEIL)/THE FRONTS (EYESHAPES) :



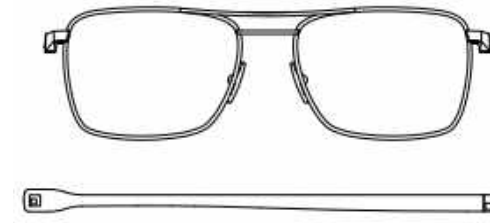
CHAUMONT

48 21 47.2 41.2 49 145



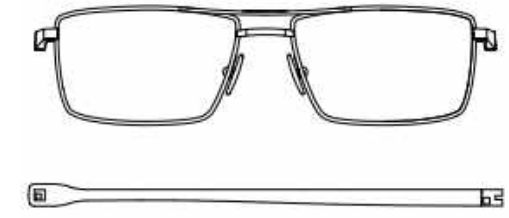
CHENONCEAU

54 17 51.5 34.1 57 145



CHEVERNY

54 17 52.4 39.7 57 145



CHINON

56 17 53.4 35.3 60 145


LES COLORIS/THE COLORS :



C24P76
Double or Ruthénium/Bleu dune




C53P65
Double or Palladium/Rouge automnal




C24P25
Double or Ruthénium/Ecaille claire



C53P65
Double or Palladium/Rouge automnal



C56P23
Double or/Havane




C24P23
Double or Ruthénium/Havane



C53P10
Double or Palladium/Noir nuageux



C56P02
Double or/Ecaille



C24P65
Double or Ruthénium/Rouge automnal



C53P10
Double or Palladium/Noir nuageux




C56P02
Double or/Ecaille

COVENTRY

Double or 20/000 - Advanced 25 µ Gold fusion



LES FACES (FORMES D'OEIL)/THE FRONTS (EYESHAPES) :



COVENTRY - 01



44 23 43.5 37.0 45 145

LES COLORIS/THE COLORS :



C53
Double Or Palladium



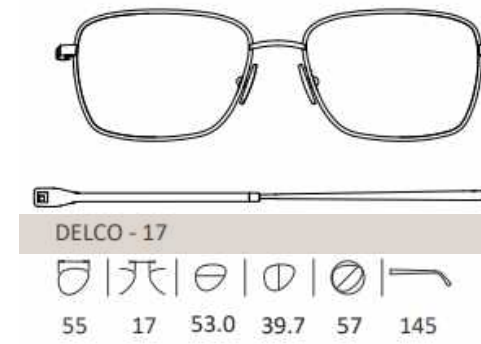
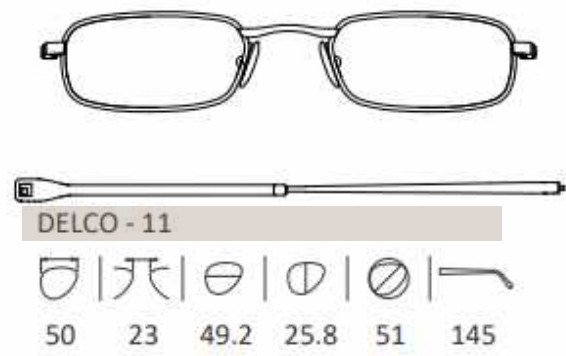
C56
Double Or

DELCO

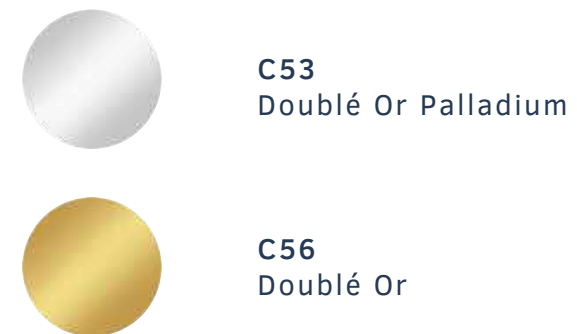
Double or 20/000 - Advanced 25 µ Gold fusion



LES FACES (FORMES D'OEIL)/THE FRONTS (EYESHAPES) :



LES COLORIS/THE COLORS :

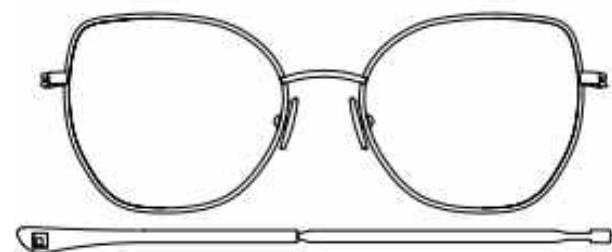


INSOLENCE

Double or 20/000 - Advanced 25 µ Gold fusion

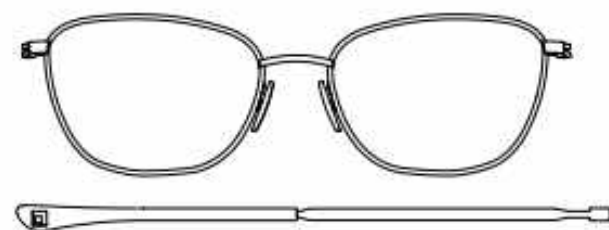


LES FACES (FORMES D'OEIL)/THE FRONTS (EYESHAPES) :



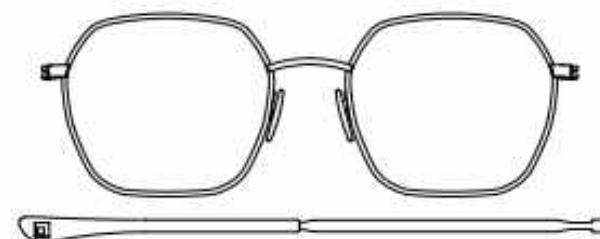
INSOLENCE - 02

54 19 53.3 47.5 57 135



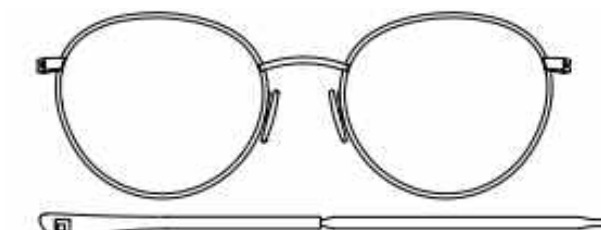
INSOLENCE - 04

53 17 50.6 38.1 54 135



INSOLENCE - 06

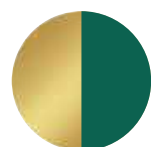
51 19 49.9 43.7 53 135



INSOLENCE - 08

51 19 50.4 44.1 52 135

LES COLORIS/THE COLORS :



C56C87
Double Or/Emeraude



C74
Double Or Rose



C56C28
Double Or/Framboise



C56C84
Double Or/Aubergine



C74
Double Or Rose




C56
Double Or



C56C28
Double Or/Framboise



C53C13
Double Or/Fushia



C56C38
Double Or/Rouge



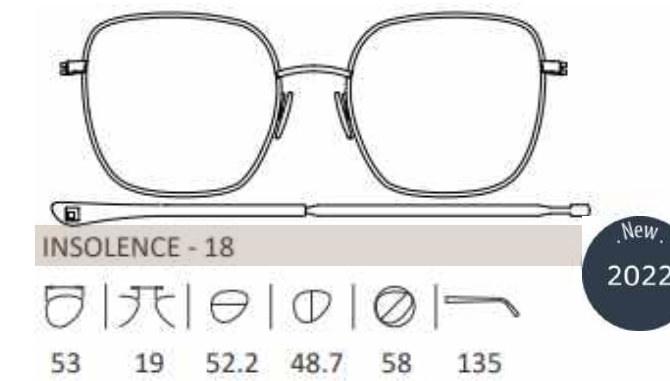
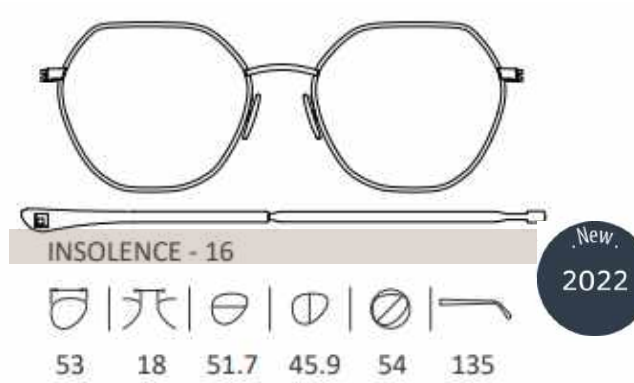
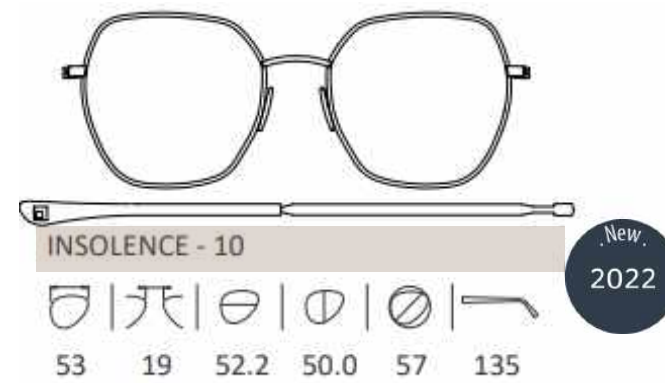
C74
Double Or Rose

INSOLENCE

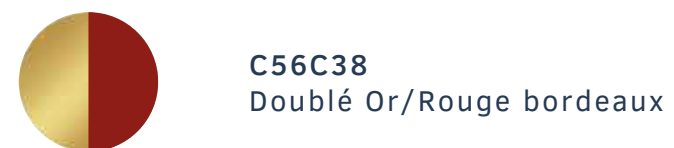
Double or 20/000 - Advanced 25 μ Gold fusion



LES FACES (FORMES D'OEIL)/THE FRONTS (EYESHAPES) :



LES COLORIS/THE COLORS :

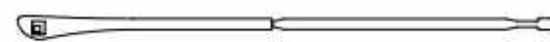


INSOLENCE I

Double or 20/000 - Advanced 25 µ Gold fusion



LES FACES (FORMES D'OEIL)/THE FRONTS (EYESHAPES) :



INSOLENCE - I - 02 (insert acétate)



52 21 50.9 45.3 55 135



INSOLENCE - I - 06 (insert acétate)



49 21 47.6 41.7 50 135

LES COLORIS/THE COLORS :



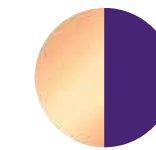
C53P03
Double Or Palladium/Noir



C56P02
Double Or/Ecaille



C53P76
Double Or Palladium/Ecaille bleu



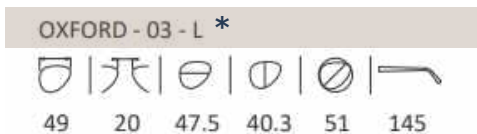
C74P56
Double Or Rose/Aubergine

OXFORD

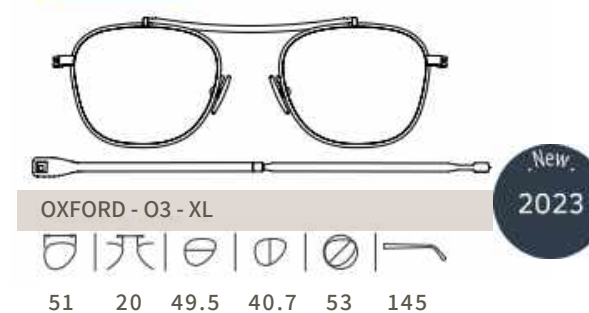
Double or 20/000 - Advanced 25 μ Gold fusion



LES FACES (FORMES D'OEIL)/THE FRONTS (EYESHAPES) :



*Avec déport de branche/with widened fit



LES COLORIS/THE COLORS :



C53
Double Or Palladium



C56
Double Or



C24
Double Or Ruthénium



C53
Double Or Palladium



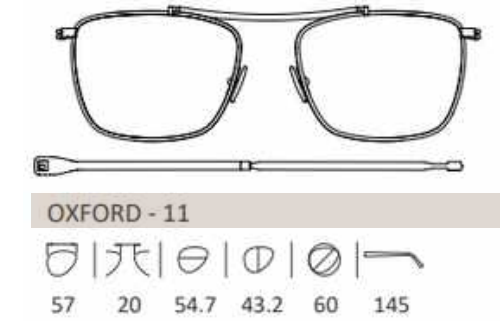
C56
Double Or/Barrette noir satin P81

OXFORD

Double or 20/000 - Advanced 25 µ Gold fusion



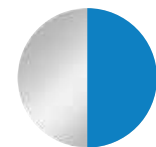
LES FACES (FORMES D'OEIL)/THE FRONTS (EYESHAPES) :



LES COLORIS/THE COLORS :




C24
Double Or Ruthénium



C53
Double Or Palladium/Barrette bleu satin P25



C56
Double Or



C24
Double Or Ruthénium/Barrette caramel P59



C53
Double Or Palladium



C56
Double Or

PACIFIC

Double or 20/000 - Advanced 25 μ Gold fusion



LES FACES (FORMES D'OEIL)/THE FRONTS (EYESHAPES) :



PACIFIC - 01



58 15 55.2 48.1 61 145



PACIFIC - 03



55 18 52.7 44.1 57 145

LES COLORIS/THE COLORS :



C53
Double Or Palladium



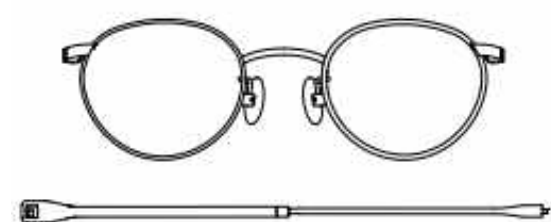
C56
Double Or

STORY

Double or 20/000 - Advanced 25 μ Gold fusion

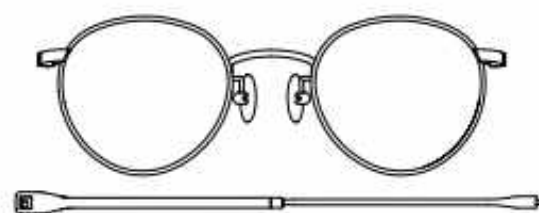


LES FACES (FORMES D'OEIL)/THE FRONTS (EYESHAPES) :



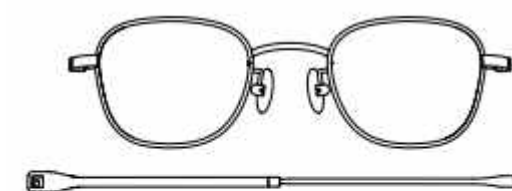
STORY - 01

44 23 43.5 37.0 45 145



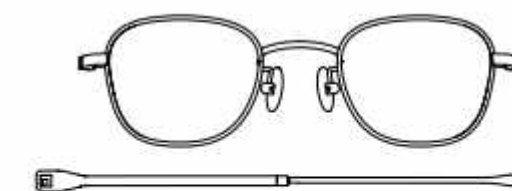
STORY - 09

47 23 46.4 42.5 48 145



STORY - 11

45 23 43.6 37.0 47 145



STORY - 11 - L

47 23 45.6 38.6 49 145

LES COLORIS/THE COLORS :



C53
Double Or Palladium

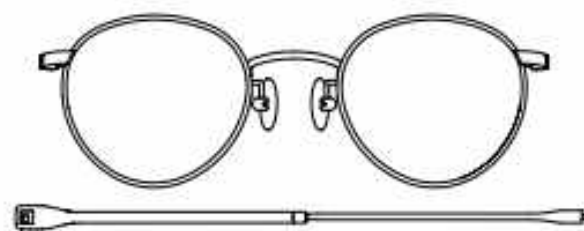


C56
Double Or

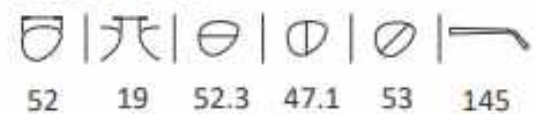
STORY

Double or 20/000 - Advanced 25 μ Gold fusion

LES FACES (FORMES D'OEIL)/THE FRONTS (EYESHAPES) :



STORY - 09 - L



52 19 52.3 47.1 53 145


LES COLORIS/THE COLORS :



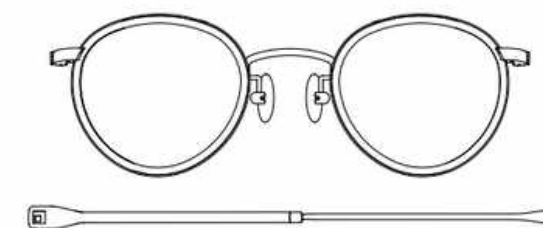
C53C15
Double Or Palladium/Noir



C56
Double Or




C56C38
Double Or/Rouge



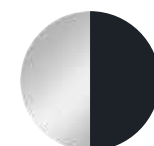
STORY - I - 09 Insert acétate




45 25 44.4 40.7 46 145



C24P23
Double Or Ruthénium/Corne



C53P03
Double Or Palladium/Black Devil




C56P03
Double Or/Black Devil



C56P23
Double Or/Corne



C56P59
Double Or/Rouge aqua



C53P02
Double Or Palladium/Ecaille

New
2023

NANO STUDIO



Nano Studio

Le *Nanofit*, utilisé dans le milieu médical et dans l'aérospatiale, a des capacités extraordinaires :

- *d'élasticité*
- *de résistance*
- *de mémoire de forme*

et résiste notamment à une traction de 25kg.

Chez Henry Jullien, il est combiné à une charnière à régulation de friction sans vis brevetée et bénéficie de soudures laser R-Block, gages de :

- *durabilité*
- *grande sécurité.*

Toutes les montures en Nanofit coloris Or Jaune et Palladium sont en Plaqué or ou Palladium.

Les Skylight pèsent moins de 5 grammes, elles sont plus légères qu'un morceau de sucre !



The Nanofit, used in medical and aerospace, has extraordinary capacities of :

- *elasticity*
- *resilience*
- *memory form*

and it withstands a pull of 25 kilos.

Nanofit is combined with a patented screw-less hinge with friction regulation and laser R-Block soldering, for :

- *durability*
- *high security level.*

All Nanofit frames in Yellow Gold and Palladium are Gold Plated or Palladium Plated.

The Skylight weighs less than 5 grams, lighter than a sugar cube!





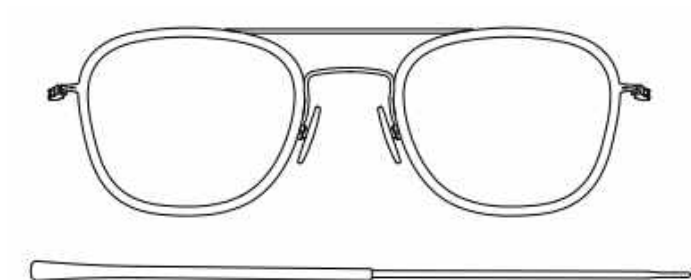
- Hillcrest
- Hollis
- Homecrest
- Laurelton
- Ridgewood
- Skylight
- Skylight I
- Woodside

HILLCREST

Nanofit



LES FACES (FORMES D'OEIL)/THE FRONTS (EYESHAPES) :



HILLCREST - C



47 22 45.6 38.6 49 145


LES COLORIS/THE COLORS :



C16P02
Chocolat/Ecaille



C53P76
Doublé Or Palladium/Ecaille bleu



C71P02
Doré mat/Ecaille

HOLLIS

Nanofit



LES FACES (FORMES D'OEIL)/THE FRONTS (EYESHAPES) :



HOLLIS

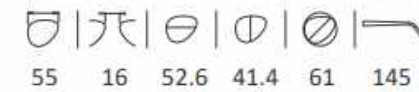


HOLLIS - S



HOLLIS - A

(avec déport de branche / with widened fit)

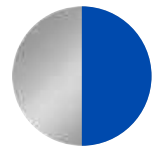


HOLLIS - S - A

(avec déport de branche / with widened fit)



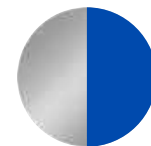
LES COLORIS/THE COLORS :




C53C98
Palladium/Tenon bleu crépuscule



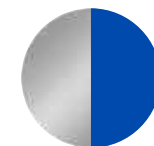
C56
Doré



C53C98
Palladium/Tenon bleu crépuscule




C56C81
Doré/Tenon noir satin



C53C98
Palladium/Tenon bleu crépuscule




C56
Doré



C56C81
Doré/Tenon noir satin



C53C98
Palladium/Tenon bleu crépuscule



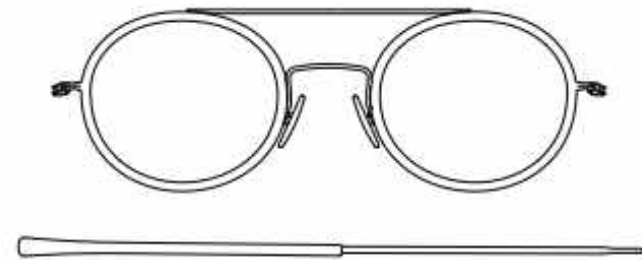
C56C81
Doré/Tenon noir satin

HOMECREST

Nanofit



LES FACES (FORMES D'OEIL)/THE FRONTS (EYESHAPES) :



HOMECREST - C

45 | 22 | 44.8 | 38.9 | 47 | 145

LES COLORIS/THE COLORS :



C16P02
Chocolat/Ecaille



C53P76
Doublé Or Palladium/Ecaille bleu



C71P02
Doré mat/Ecaille

LAURELTON

Nanofit



LES FACES (FORMES D'OEIL)/THE FRONTS (EYESHAPES) :



LAURELTON

51 | 20 | 50.1 | 43.4 | 52 | 145



LAURELTON - A

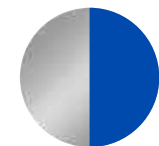
(avec déport de branche / with widened fit)

51 | 20 | 50.1 | 43.4 | 52 | 145

LES COLORIS/THE COLORS :



C38C81
Rouge/Tenon noir satin



C53C98
Palladium/Tenon bleu crépuscule



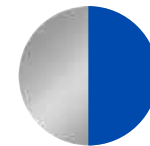
C56
Doré




C56C81
Doré/Tenon noir satin



C38C81
Rouge/Tenon noir satin



C53C98
Palladium/Tenon bleu crépuscule



C56C81
Doré/Tenon noir satin

RIDGEWOOD

Nanofit



LES FACES (FORMES D'OEIL)/THE FRONTS (EYESHAPES) :

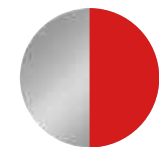


RIDGEWOOD
49 20 47.6 41.7 50 145



RIDGEWOOD - A
(avec déport de branche / with widened fit)
49 20 47.6 41.7 50 145

LES COLORIS/THE COLORS :



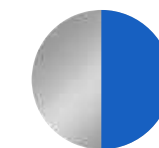
C53C72
Palladium/Tenon rouge vif satin



C53C72
Palladium/Tenon rouge vif satin



C56
Doré



C73C99
Palladium satin/Tenon bleu outremer satin

SKYLIGHT

HOMME/MEN

Nanofit



LES FACES (FORMES D'OEIL)/THE FRONTS (EYESHAPES) :



SKYLIGHT - 01



SKYLIGHT - 03



SKYLIGHT - 05




SKYLIGHT - 11



New
2022


LES COLORIS/THE COLORS :




C19
Bleu ciel



C75
Noir laqué



C16
Chocolat



C38
Rouge



C53
Palladium




C56
Doré




C75
Noir laqué




C91
Bleu cobalt



C94
Antique doré



C95
AntiquE palladium



C16
Chocolat



C56
Doré



C95
AntiquE palladium



C56
Doré



C94
Antique doré



C98
Bleu crépuscule

SKYLIGHT

FEMME/WOMEN

Nanofit



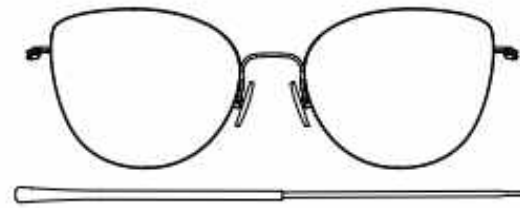
LES FACES (FORMES D'OEIL)/THE FRONTS (EYESHAPES) :




SKYLIGHT - 02



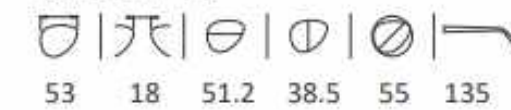
SKYLIGHT - 06



SKYLIGHT - 08



SKYLIGHT - 10




SKYLIGHT - 12




LES COLORIS/THE COLORS :



C28
Framboise




C92
Taupe




C38
Rouge



C56
Doré



C92
Taupe



C16
Chocolat



C28
Framboise




C74
Or rose




C28
Framboise



C74
Or rose



C84
Aubergine



C38
Rouge



C75
Noir laqué



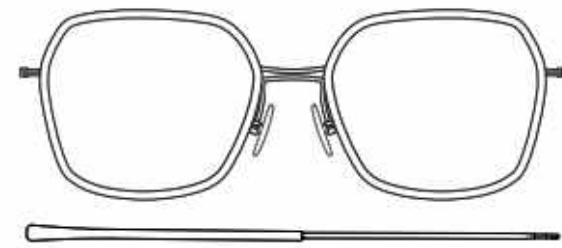
C94
Antique doré

SKYLIGHT I

Nanofit

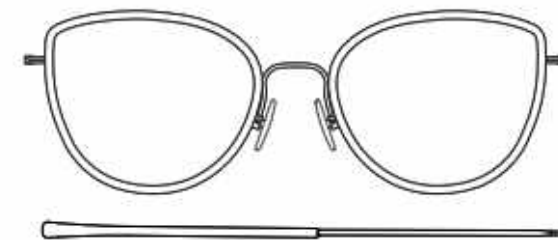


LES FACES (FORMES D'OEIL)/THE FRONTS (EYESHAPES) :



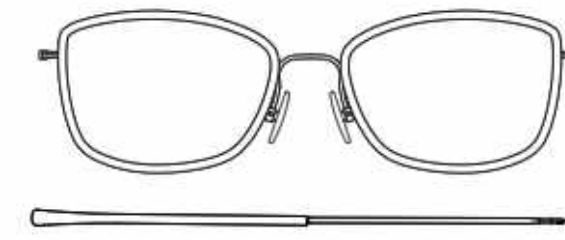
SKYLIGHT - I - 06

52 19 50.2 43.8 55 135



SKYLIGHT - I - 08


51 21 49.0 42.1 54 135




SKYLIGHT - I - 10

51 20 49.2 36.5 53 135


LES COLORIS/THE COLORS :



C56P77
Doré/Parme




C92P78
Taupe/Rose




C56P03
Doré/Noir




C56P59
Doré/Rouge




C16P79
Chocolat/Rouge



C74P80
Or rose/Bleu



C74P81
Or rose/Mauve



C84P80
Aubergine/Bleu

SKYLIGHT I

Nanofit



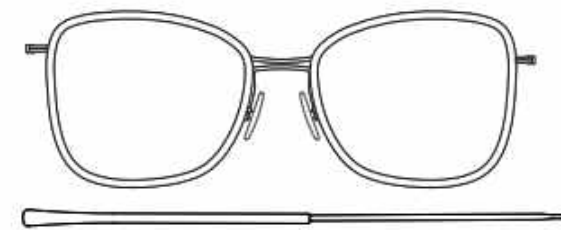
LES FACES (FORMES D'OEIL)/THE FRONTS (EYESHAPES) :



SKYLIGHT - I - 11

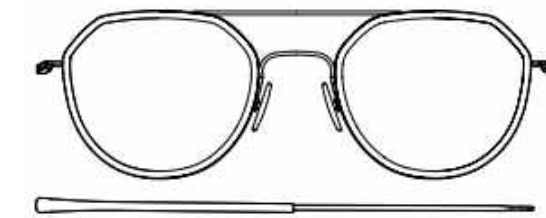
52 21 49.2 36.5 54 145

New
2022



SKYLIGHT - I - 12

51 19 49.7 43.6 55 135




SKYLIGHT - I - 13

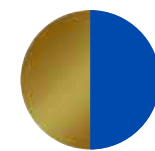
49 22 47.6 41.7 50 145

New
2022

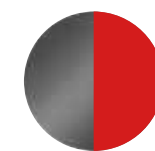
LES COLORIS/THE COLORS :




C56P03
Doré/Noir




C94P68
Antique gold/Bleu vif



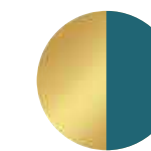
C95P59
Antique palladium/Rouge




C38P82
Rouge/Gris




C75P83
Noir/Brun



C56P84
Doré/Turquoise



C94P03
Antique gold/Noir



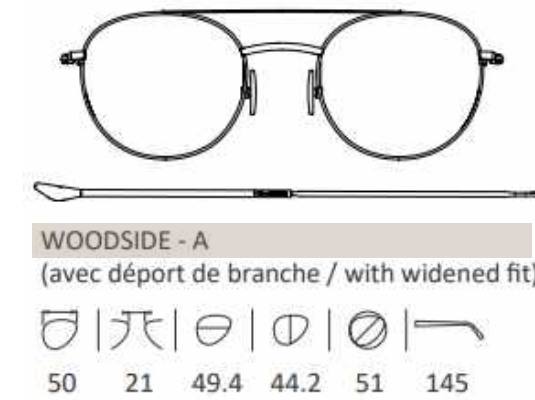
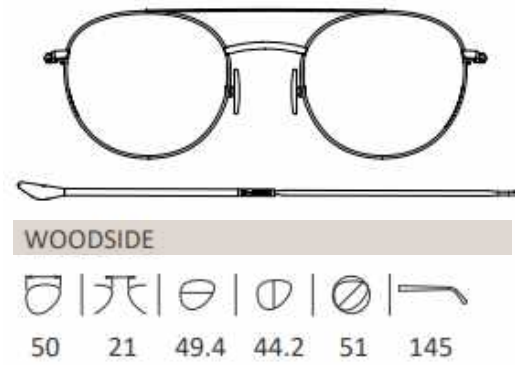
C95P68
Antique palladium/Bleu vif

WOODSIDE

Nanofit



LES FACES (FORMES D'OEIL)/THE FRONTS (EYESHAPES) :



LES COLORIS/THE COLORS :

-  **C24C34**
Ruthénium/Tenon orange cuivré
-  **C59C99**
Palladium/Tenon bleu outremer satin
-  **C56**
Doré
-  **C56C81**
Doré/Tenon noir satin

-  **C24C34**
Ruthénium/Tenon orange cuivré
-  **C56**
Doré
-  **C56C81**
Doré/Tenon noir satin

LES PERCÉES HENRY JULLIEN, the Rimless



Les percées, *the Rimless*

Disponibles pour hommes et femmes, toutes les percées combinent légèreté, flexibilité et confort incomparable.

Le système de picots renforcés, les charnières sans vis et l'utilisation de matériaux haut de gamme sont le gage de la qualité Henry Jullien.

La collection Henry Jullien percée se résume en quelques mots :

- un large choix de formes et de couleurs
- disponibles également en kits (sans les verres)
- excellentes ventes, des produits "must have".

Des percées parfaites, avec un montage facile !

Définitivement, les percées incontournables à avoir en magasin.

For men and women, all rimless combine lightness, flexibility and incomparable comfort.

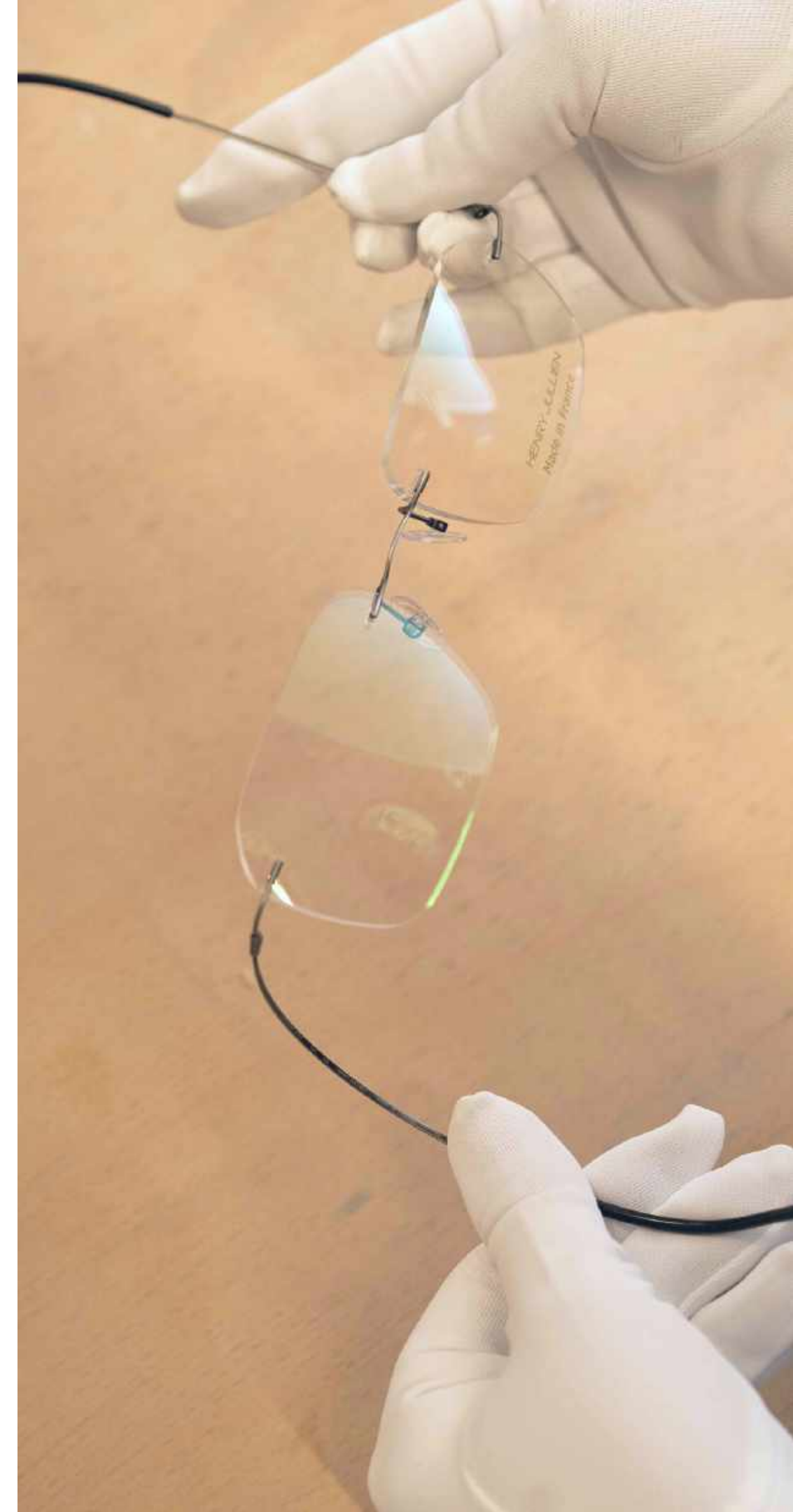
The reinforced pin system, the screwless hinges and the use of high quality materials are the guarantee of Henry Jullien quality.

The Henry Jullien rimless collection in a few words :

- *an extensive collection : a wide choice of shapes and colors*
- *excellent sales*
- *must-have products.*

Perfect rimless with easy assembly !

Definitely essential rimless.





- Arpege
- Geko
- Mansart
- Melrose 09
- Melrose 15
- Melrose 17
- Melrose 18
- Tana
- Volt



ARPEGE

Nanofit



LES FACES (FORMES D'OEIL)/THE FRONTS (EYESHAPES) :



ARPEGE - 373
53 19 51.9 30.0 56 145



ARPEGE - 429
48 17 46.9 39.7 51 145



ARPEGE - 435
49 17 47.7 36.9 51 145



ARPEGE - 443
52 17 51.0 33.5 56 145



ARPEGE - 463
56 17 54.0 33.9 60 145



ARPEGE - 465
56 17 54.0 38.0 59 145

New 2022



ARPEGE - 467
54 17 51.0 35.1 58 145

New 2022

ARPEGE - 467 - L
56 17 53.2 36.3 60 145

ARPEGE - 465 - L
58 17 56.2 39.3 61 145

LES BRANCHES/THE TEMPLES : 145MM



C53F01R01
Palladium brillant (tenons, pont/lugs, bridge)
Carbone noir mat/Gomme noire matte
(branches/temple)



C53F01R02
Palladium brillant (tenons, pont/lugs, bridge)
Carbone noir mat/Gomme grise matte
(branches/temple)



C53F01R04
Palladium brillant (tenons, pont/lugs, bridge)
Carbone noir mat/Gomme rouge matte
(branches/temple)



C53F01R06
Palladium brillant (tenons, pont/lugs, bridge)
Carbone noir mat/Gomme bleue matte
(branches/temple)



C53F03R01
Palladium brillant (tenons, pont/lugs, bridge)
Fibre de verre anthracite/Gomme noire matte
(branches/temple)



C56F01R01
Doré brillant (tenons, pont/lugs, bridge)
Carbone noir mat/Gomme noire matte
(branches/temple)

New 2023

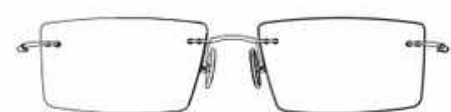


GEKO

Nanofit



LES FACES (FORMES D'OEIL)/THE FRONTS (EYESHAPES) :



GEKO - 411



GEKO - 427



GEKO - 429



GEKO - 441



GEKO - 443



GEKO - 463



GEKO - 465



New 2022



GEKO - 467



New 2022

LES BRANCHES/THE TEMPLES : 145MM



C53R02 Palladium brillant/Gomme grise matte



C53R06 Palladium brillant/Gomme bleue matte



C53R08 Palladium brillant/Gomme vermillon matte

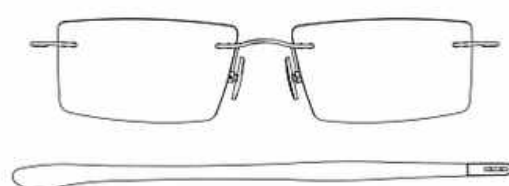


MANSART

Nanofit

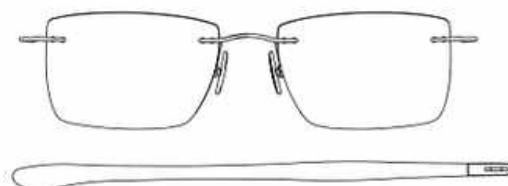


LES FACES (FORMES D'OEIL)/THE FRONTS (EYESHAPES) :



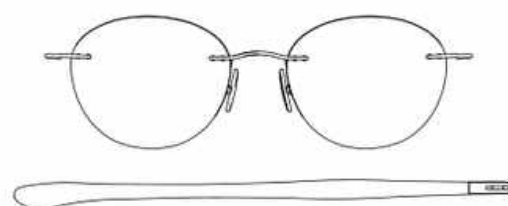
MANSART - 411

54 17 51.6 30.9 58 145



MANSART - 427

52 18 50.6 35.0 58 145



MANSART - 429

48 17 46.9 39.7 51 145



MANSART - 441

52 18 49.9 36.8 58 145



MANSART - 463

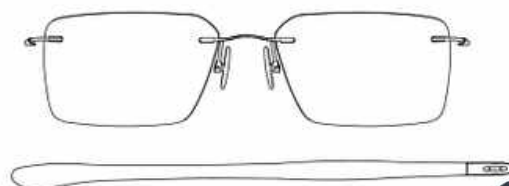
56 17 54.0 33.9 60 145



MANSART - 465

56 17 54.0 38.0 59 145

New 2022



MANSART - 467

54 19 51.0 35.1 58 145

New 2022

LES BRANCHES/THE TEMPLES : 145MM



C53P65
Palladium brillant/Rouge foncé brillant



C53P25
Palladium brillant/Ecaille blond brillant



MELROSE 9

HOMME/MEN

Nanofit



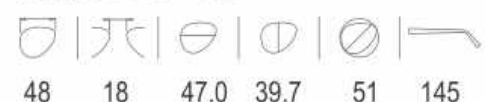
LES FACES (FORMES D'OEIL)/THE FRONTS (EYESHAPES) :



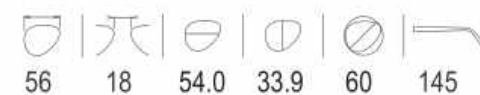
MELROSE - 9 - 427



MELROSE - 9 - 429



MELROSE - 9 - 463



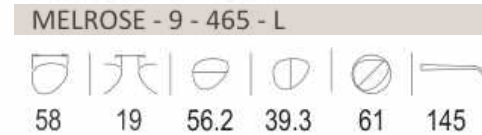
MELROSE - 9 - 465



MELROSE - 9 - 467



MELROSE - 9 - 467 - L



MELROSE - 9 - 465 - L



LES BRANCHES/THE TEMPLES : 145MM



C38
Rouge satin



C53
Palladium brillant



C56L
Doré brillant



C95
Antique palladium satin



C98
Bleu crépuscule satin

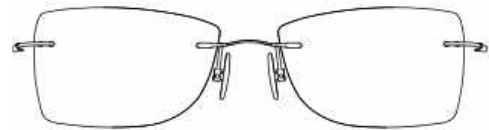
MELROSE 9

FEMME/WOMEN

Nanofit



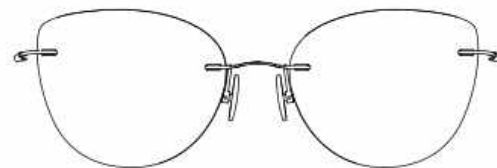
LES FACES (FORMES D'OEIL)/THE FRONTS (EYESHAPES) :



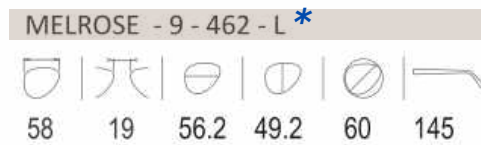
MELROSE - 9 - 416



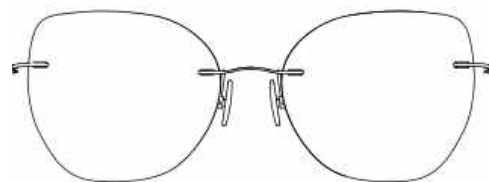
MELROSE - 9 - 462



MELROSE - 9 - 464



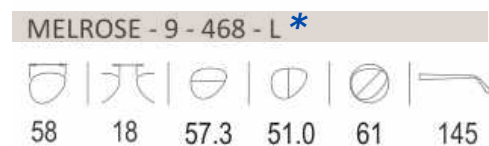
MELROSE - 9 - 462 - L *



MELROSE - 9 - 468



MELROSE - 9 - 466



MELROSE - 9 - 468 - L *



LES BRANCHES/THE TEMPLES : 135MM/145MM



C56
Doré brillant



C74
Doré rose brillant



C84
Aubergine satin



C92
Gris taupe satin



C94
Antique doré satin

MELROSE 15

HOMME/MEN

Nanofit



LES FACES (FORMES D'OEIL)/THE FRONTS (EYESHAPES) :



MELROSE - 15 - 411



MELROSE - 15 - 427



MELROSE - 15 - 441



MELROSE - 15 - 443



MELROSE - 15 - 463



MELROSE - 15 - 465



New 2022



MELROSE - 15 - 467 - L



New 2022



MELROSE - 15 - 467 - L



LES BRANCHES/THE TEMPLES : 145MM



C16
Chocolat satin



C53
Palladium brillant



C56
Doré brillant



C75
Noir satin



C92
Gris taupe satin

MELROSE 15

FEMME/WOMEN

Nanofit



LES FACES (FORMES D'OEIL)/THE FRONTS (EYESHAPES) :



MELROSE - 15 - 416



52 16 49.8 33.3 56 135



MELROSE - 15 - 438



49 17 47.9 32.4 51 135



MELROSE - 15 - 444



53 17 50.0 36.7 54 135



MELROSE - 15 - 464



53 18 51.0 44.1 56 135



MELROSE - 15 - 468



54 18 53.0 47.5 57 135

MELROSE - 15 - 468 - L *



58 18 57.3 51.0 61 145



MELROSE - 15 - 422



52 17 51.9 35.0 53 135



MELROSE - 15 - 442



53 17 51.7 39.4 56 135



MELROSE - 15 - 462



54 18 52.0 45.8 57 135

MELROSE - 15 - 462 - L *



58 18 56.2 49.2 60 145



MELROSE - 15 - 466



53 19 52.0 45.6 57 135

MELROSE - 15 - 466 - L *



56 19 54. 48.2 60 145

LES BRANCHES/THE TEMPLES : 135MM/145MM



C21
Mangue satin



C28
Framboise satin



C38
Rouge satin



C56
Doré brillant



C74
Doré rose brillant



C91
Bleu cobalt satin

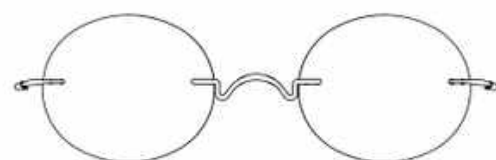


MELROSE 17

Nanofit



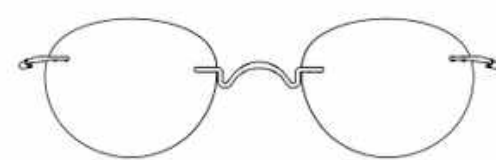
LES FACES (FORMES D'OEIL)/THE FRONTS (EYESHAPES) :



MELROSE - 17 - 447



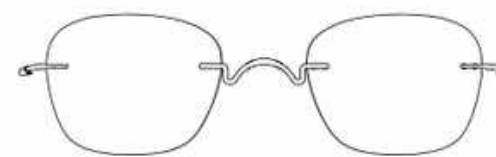
47 23 47.0 40.2 47 145



MELROSE - 17 - 449



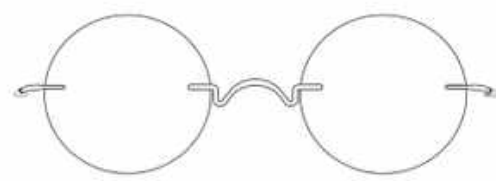
47 23 46.3 37.9 48 145



MELROSE - 17 - 455



48 23 46.5 38.4 50 145



MELROSE - 17 - 461



44 23 44.0 41.9 44 145

LES BRANCHES/THE TEMPLES : 145MM



C53
Palladium brillant



C56
Doré brillant



C71
Doré mat



C73
Palladium mat



C74
Doré rose brillant



C81
Noir satin

FORMES COMPATIBLES UNIQUEMENT POUR MELROSE 17
SHAPES ONLY FOR MELROSE 17

MELROSE 18

HOMME/MEN

Nanofit



LES FACES (FORMES D'OEIL)/THE FRONTS (EYESHAPES) :



MELROSE - 18 - 427



MELROSE - 18 - 429



MELROSE - 18 - 441



MELROSE - 18 - 443



MELROSE - 18 - 463



MELROSE - 18 - 465



New
2022



MELROSE - 18 - 467



New
2022

MELROSE - 18 - 467 - L



LES BRANCHES/THE TEMPLES : 145MM



C53
Palladium brillant/Palladium
brillant



C56
Doré brillant/Doré brillant



C90
Palladium brillant/Brun satin



C96
Palladium brillant/Anthracite satin



C97
Palladium brillant/Bleu alpin satin

MELROSE 18

FEMME/WOMEN

Nanofit



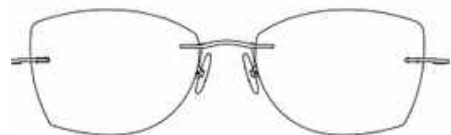
LES FACES (FORMES D'OEIL)/THE FRONTS (EYESHAPES) :



MELROSE - 18 - 416



MELROSE - 18 - 422



MELROSE - 18 - 442



MELROSE - 18 - 444



MELROSE - 18 - 462




New 2022



MELROSE - 18 - 464



MELROSE - 18 - 468



New 2022



MELROSE - 18 - 466



New 2022

MELROSE - 18 - 468 - L *



MELROSE - 18 - 466 - L *



LES BRANCHES/THE TEMPLES : 135MM/145MM



C13
Palladium brillant/Fushia satin



C34
Palladium brillant/Orange satin



C38
Palladium brillant/Rouge satin



C56
Doré brillant/Doré brillant



C90
Palladium brillant/Brun satin

New
2022

TANA

Nanofit



LES FACES (FORMES D'OEIL)/THE FRONTS (EYESHAPES) :



TANAGRA - 462

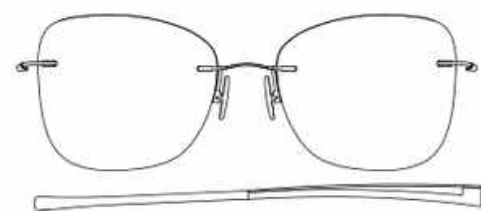


54 18 52.0 45.8 57 135

TANAGRA - 462 - L *



58 18 56.2 49.2 57 145



TANAGRA - 466

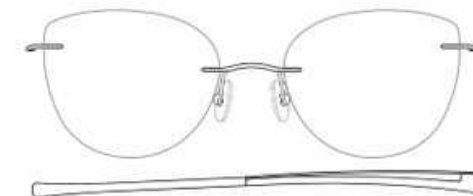


53 19 52.0 45.6 60 135

TANAGRA - 466 - L *



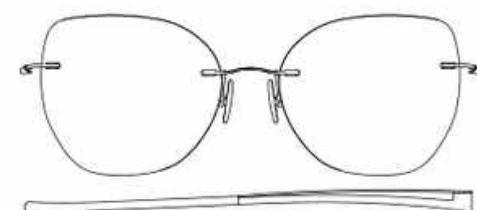
56 19 54.7 48.2 60 145



TANAGRA - 464



53 18 51.0 44.1 56 135



TANAGRA - 468



54 18 53.0 47.5 57 135

TANAGRA - 468 - L *



58 18 57.3 51.0 61 145

LES BRANCHES/THE TEMPLES : 135MM/145*MM



C53C98
Palladium brillant/Laqué bleu électrique



C56C15
Doré brillant/Laqué noire



C56C33
Doré brillant/Laqué turquoise



C56C69
Doré brillant/Laqué prune



VOLT

Nanofit



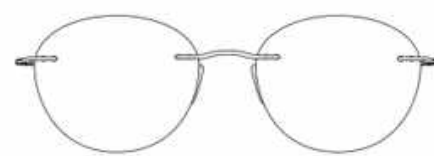
LES FACES (FORMES D'OEIL)/THE FRONTS (EYESHAPES) :



VOLT - 373



VOLT - 427



VOLT - 429



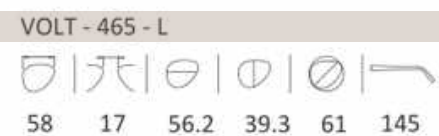
VOLT - 463




VOLT - 465



VOLT - 467



VOLT - 465 - L



VOLT - 467 - L

LES BRANCHES/THE TEMPLES : 145MM



C53C16
Palladium brillant/Chocolat satin



C53C25
Palladium brillant/Bleu satin



C53C30
Palladium brillant/Gris satin



C53C38
Palladium brillant/Rouge satin



C53C49
Palladium brillant/Noir satin



C56
Doré brillant/Doré brillant

LES SOLAIRES, **Sunglasses**



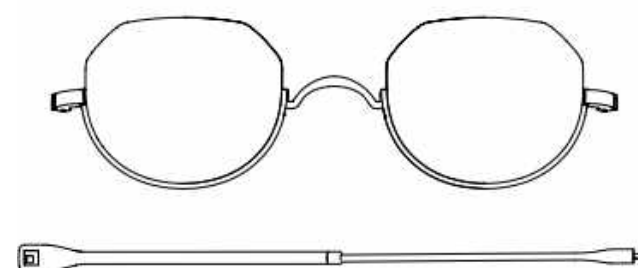


- Cézanne S
- Insolence S
- Melrose 9 S
- Pacific Goldies
- Pacific S
- Stanford Goldies
- Stanford
- Skylight S
- Yale

CEZANNE S

Double or 20/000 - Advanced 25 μ Gold fusion

LES FACES (FORMES D'OEIL)/THE FRONTS (EYESHAPES) :



CEZANNE - 03 - S



LES COLORIS/THE COLORS :



C24
Double Or Ruthénium -
verres gris flash miroir Cat 3



C53
Double Or Palladium -
verres bleu flash miroir Cat 2

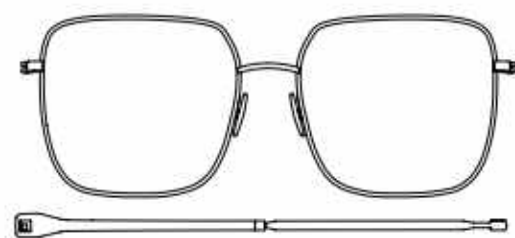


C56
Double Or -
verres doré rose flash miroir Cat 2

INSOLENCE S

Double or 20/000 - Advanced 25 μ Gold fusion

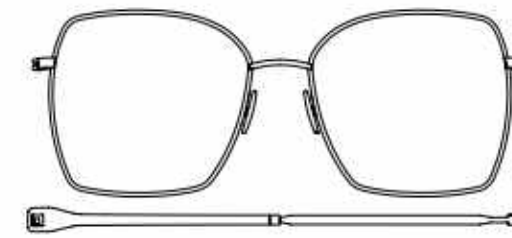
LES FACES (FORMES D'OEIL)/THE FRONTS (EYESHAPES) :



INSOLENCE - 12 - S - B4



59 18 57.8 53.1 65 145



INSOLENCE - 14 - S - B2



59 18 57.4 53.9 66 145

LES COLORIS/THE COLORS :



C53
Double Or Palladium -
verres bleu dégradé flash miroir Cat 2



C56
Double Or -
verres parme flash or Cat 3



C74
Double Or Rose -
verres rose dégradé flash miroir Cat 3



C53
Double Or Palladium -
verres bleu flash miroir Cat 2



C56
Double Or -
verres brun flash or Cat 3



C74
Double Or Rose -
verres gris flash miroir Cat 3

MELROSE 9 S

Nanofit



LES FACES (FORMES D'OEIL)/THE FRONTS (EYESHAPES) :



MELROSE - 9 - 462



MELROSE - 9 - 462L



MELROSE - 9 - 466



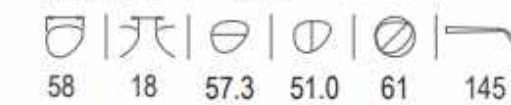
MELROSE - 9 - 466L



MELROSE - 9 - 468



MELROSE - 9 - 468L



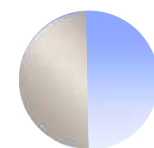
LES COLORIS/THE COLORS :




C53BR
Palladium
Verres brun dégradé flash or Cat 2



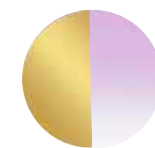
C53VI
Palladium
Verres violet dégradé flash or Cat 2



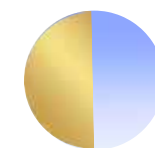
C53BL
Palladium
Verres bleu dégradé flash or Cat 2




C56BR
Doré
Verres brun dégradé flash or Cat 2




C56VI
Doré
Verres violet dégradé flash or Cat 2




C56BL
Doré
Verres bleu dégradé flash or Cat 2



C74BR
Doré rose
Verres brun dégradé flash or Cat 2



C74VI
Doré rose
Verres violet dégradé flash or Cat 2



C74BL
Doré rose
Verres bleu dégradé flash or Cat 2

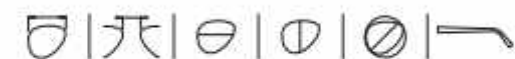
PACIFIC S GOLDIES

Double or 20/000 - Advanced 25 μ Gold fusion
Verres plaqués or - Gold-plated sun lenses

LES FACES (FORMES D'OEIL)/THE FRONTS (EYESHAPES) :



PACIFIC - S - 01 - B2 - GOLDIES



58 15 55.2 48.1 61 145



PACIFIC - S - 03 - B2 - GOLDIES



55 18 52.7 44.1 57 145

LES COLORIS/THE COLORS :



C53
Double Or Palladium -
verres «goldies white» Cat 3
18 carats



C56
Double Or -
verres «goldies gold» Cat 3
24 carats



C53
Double Or Palladium -
verres «goldies white» Cat 3
18 carats



C56
Double Or -
verres «goldies gold» Cat 3
24 carats

PACIFIC S

Double or 20/000 - Advanced 25 μ Gold fusion

LES FACES (FORMES D'OEIL)/THE FRONTS (EYESHAPES) :



PACIFIC - S - 01 - B2



58 15 55.2 48.1 61 145



PACIFIC - S - 03 - B2



55 18 52.7 44.1 57 145

LES COLORIS/THE COLORS :



C53
Double Or Palladium -
verres gris flash miroir Cat 3

New
2023

C53BL
Double Or Palladium -
verres bleu flash miroir Cat 2



C56
Double Or -
verres brun flash miroir Cat 3



C53
Double Or Palladium -
verres gris flash miroir Cat 3

New
2023

C53
Double Or Palladium -
verres bleu flash miroir Cat 2

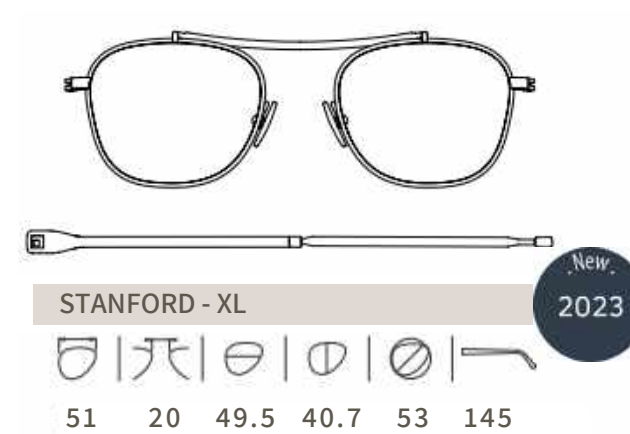
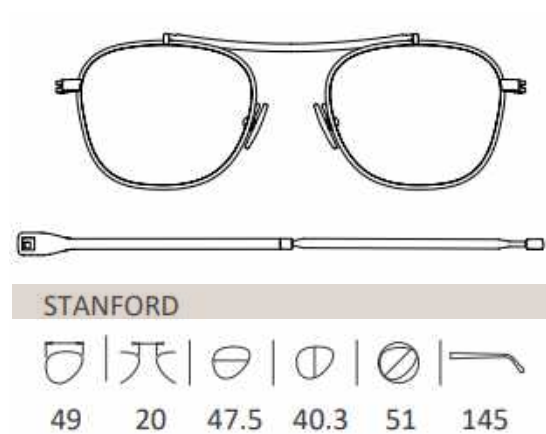


C56
Double Or -
verres brun flash miroir Cat 3

STANFORD

Double or 20/000 - Advanced 25 μ Gold fusion

LES FACES (FORMES D'OEIL)/THE FRONTS (EYESHAPES) :



LES COLORIS/THE COLORS :



C53
Double Or Palladium -
verres bleu flash miroir Cat 2



C24
Double Or Ruthénium -
verres gris flash miroir Cat 3

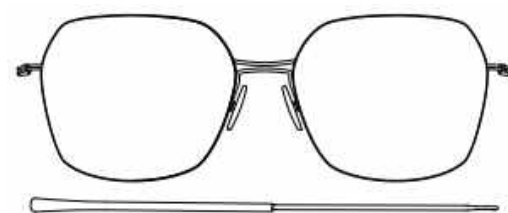


C53
Double Or Palladium -
verres bleu flash miroir Cat 2

SKYLIGHT S

Nanofit

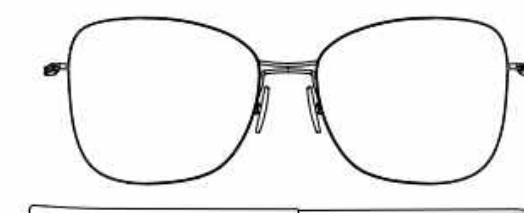
LES FACES (FORMES D'OEIL)/THE FRONTS (EYESHAPES) :



SKYLIGHT - S - 06



54 17 52.2 45.8 57 135



SKYLIGHT - S - 12



53 17 51.7 45.5 57 135

LES COLORIS/THE COLORS :



C38
Rouge -
verres dégradé rouge Cat 2



C56
Doré -
verres dégradé brun Cat 2



C92
Taupe -
verres dégradé violet Cat 2



C75
Noir -
verres gris flash argent Cat 3

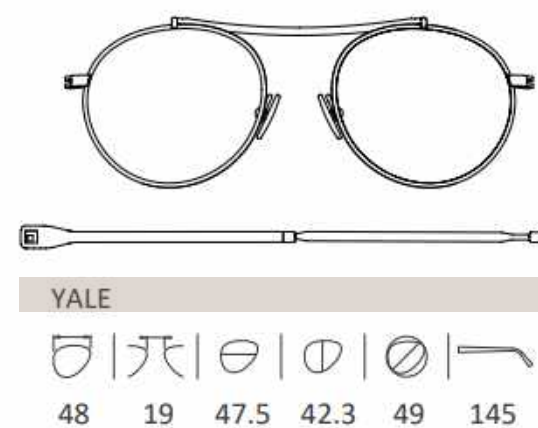


C94
Antique Gold -
verres brun flash gold Cat 3

YALE

Double or 20/000 - Advanced 25 μ Gold fusion

LES FACES (FORMES D'OEIL)/THE FRONTS (EYESHAPES) :



LES COLORIS/THE COLORS :



C56
Double Or -
verres doré rose flash miroir Cat 3

PLV/POS MATERIAL

DOUBLÉ OR



Kakemono
DOUBLE OR StoryC11 C56P03
80 x 120 cm



Chevalet/Showcard
DOUBLE OR StoryC11 C56P03
21 x 29.7 cm



Kakemono
Notre Savoir Faire est un Art
80 x 120 cm




Chevalet/Showcard
Notre Savoir Faire est un Art
21 x 29.7 cm



Kakemono
English SIMPLICITY
80 x 113 cm



Kit Vitrine autocollant à couper
Window set/Sticker to cut
170 x 5 cm



Kit Board autocollant à couper
Board set/
Sticker to cut
125 x 2,5 cm



Présentoir grand modèle
Large display
21 x 8 x 2,5 cm



Présentoir petit modèle
Small display
21 x 8 x 2,5 cm



Sticker Distributeur Agréé
Sticker Authorized Dealer
14,5 x 9 cm



Présentoir carton 1 monture
Cardboard 1 frame display
20 x 12 x 7 cm



Coffret de présentation 8 pièces Doublé Or
Presentation tray for 8 pcs Gold-filled
32.5 x 25 x 3.5 cm



Triptyque modulable en présentoir 2022
2022 modulable showcard / Display
21 x 3 x 29.7 cm



Certificat d'Authenticité
21 x 29.7 cm



Certificate of Authenticity
21 x 29.7 cm



Clou lunettes plaqué Or
Gold plated nail
10 x 7 x 3 cm



Lingot plaqué Or petit modèle
Small gold plated bullion
9.4 x 4.2 x 2.4 cm



Etui
Or et Bleu

PLV/POS MATERIAL



Kakemono
NANOSTUDIO Percées
40 x 60 cm



Chevalet/Showcard
NANOSTUDIO Percées
29,7 x 42 cm



Kakemono
NANOSTUDIO Skylight 06 C56
80 x 120 cm



Chevalet/Showcard
NANOSTUDIO Skylight 06 C56
21 x 29,7 cm



Chevalet/Showcard
Notre Savoir Faire est un Art
21 x 29,7 cm



Triptyque modulable en présentoir 2022
2022 modulable showcard / Display
21 x 3 x 29.7 cm



Présentoir grand modèle
Large display
21 x 8 x 2,5 cm



Présentoir petit modèle
Small display
21 x 8 x 2,5 cm



Sticker Distributeur Agréé
Sticker Authorized Dealer
14,5 x 9 cm



Kit Vitrine autocollant à couper
Window set/Sticker to cut
170 x 5 cm



Présentoir carton 1 monture
Cardboard 1 frame display
20 x 12 x 7 cm



Etui
Or et Bleu



Clou lunettes plaqué Or
Gold plated nail
10 x 7 x 3 cm



Kit Board autocollant à couper
Board set/
Sticker to cut
125 x 2,5 cm

Table des matières / Table of contents

• AMBOISE	P.11	• MANSART	P.41
• ANGERS	P.11	• MELROSE 9	P.42-43
• ARPEGE	P.39	• MELROSE 9 S	P.55
• AUTEUIL	P.8	• MELROSE 15	P.44-45
• AZAY	P.11	• MELROSE 17	P.46
• CAP FERRET	P.9	• MELROSE 18	P.47-48
• CEZANNE	P.10	• OXFORD	P.18-19
• CEZANNE S	P.53	• PACIFIC	P.20
• CHAMBORD	P.11	• PACIFIC S	P.57
• CHAUMONT	P.12	• PACIFIC S Goldies	P.56
• CHENONCEAU	P.12	• RIDGEWOOD	P.30
• CHEVERNY	P.12	• SKYLIGHT	P.31-32
• CHINON	P.12	• SKYLIGHT I	P.33-34
• COVENTRY	P.13	• SKYLIGHT S	P.59
• DELCO	P.14	• STANFORD	P.58
• GEKO	P.40	• STORY	P.21-22
• HILLCREST	P.26	• STORY I	P.22
• HOLLIS	P.27	• TANA	P.49
• HOMECREST	P.28	• VOLT	P.50
• INSOLENCIE	P.15-16	• YALE	P.69
• INSOLENCIE I	P.17	• WOODSIDE	p.35
• INSOLENCIE S	P.54		
• LAURELTON	P.29		

HENRY JULLIEN

MAISON LUNETIERE
DEPUIS 1921



Maison Henry Jullien



Module d'essayage virtuel
Virtual try-on





Février 2023



Maison Henry Jullien